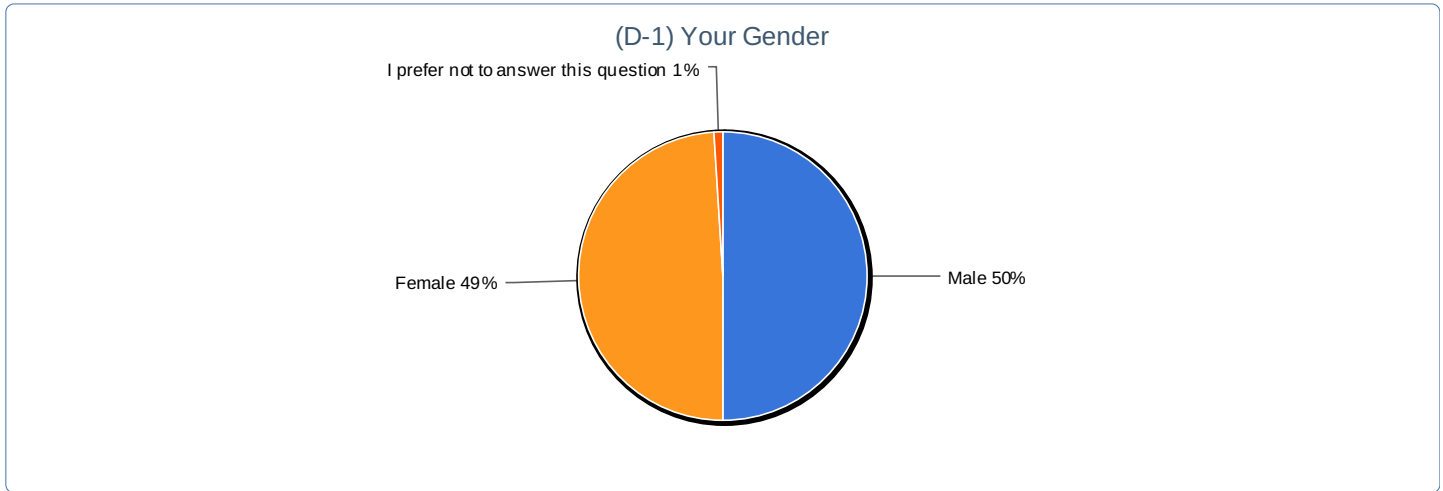


Public Report of Round 2 -- for more information contact info@AIForums.org

Survey: American Immigration Forums -- Round 2: Our Broader Perspectives

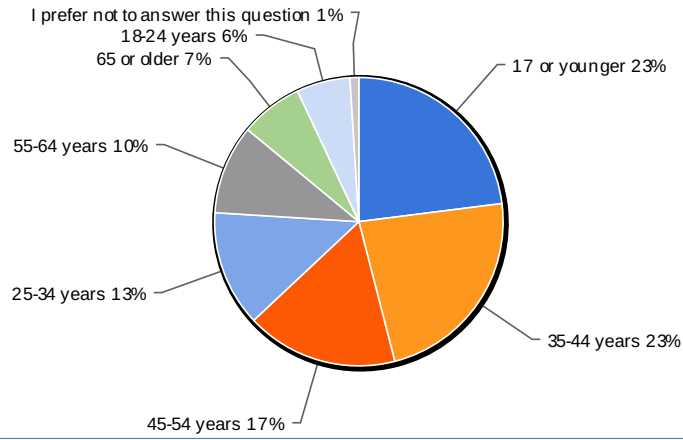


(D-1) Your Gender

Value	Count	Percent %
Male	50	50.0%
Female	49	49.0%
I prefer not to answer this question	1	1.0%

Statistics	
Total Responses	100

(D-2) Your Age Range?

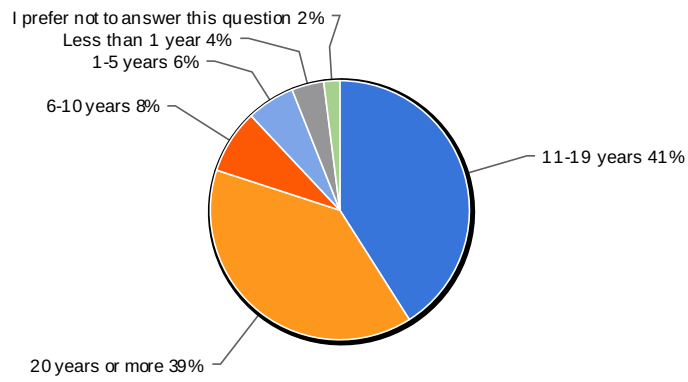


(D-2) Your Age Range?

Value	Count	Percent %
17 or younger	23	23.0%
35-44 years	23	23.0%
45-54 years	17	17.0%
25-34 years	13	13.0%
55-64 years	10	10.0%
65 or older	7	7.0%
18-24 years	6	6.0%
I prefer not to answer this question	1	1.0%

Statistics	
Total Responses	100

(D-3) Over your lifetime, how long have you lived or worked in the United States?

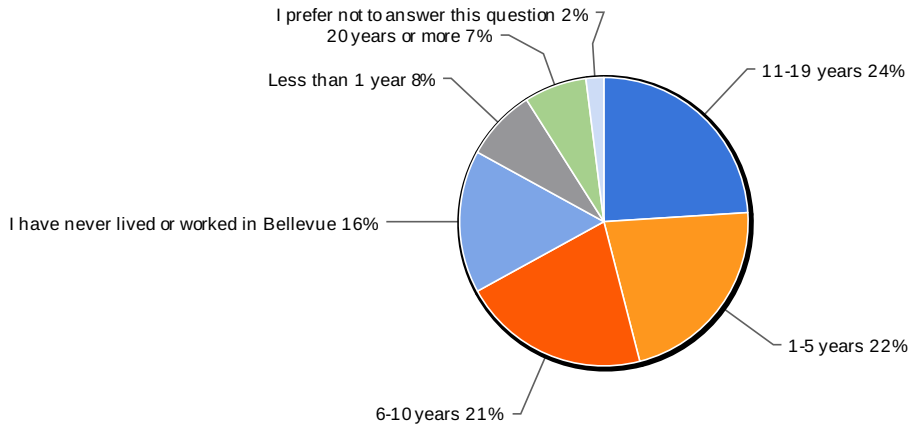


(D-3) Over your lifetime, how long have you lived or worked in the United States?

Value	Count	Percent %
11-19 years	41	41.0%
20 years or more	39	39.0%
6-10 years	8	8.0%
1-5 years	6	6.0%
Less than 1 year	4	4.0%
I prefer not to answer this question	2	2.0%
I have never lived or worked in the United States	0	0.0%

Statistics	
Total Responses	100

(D-4) Over your lifetime, how long have you lived or worked in Bellevue?

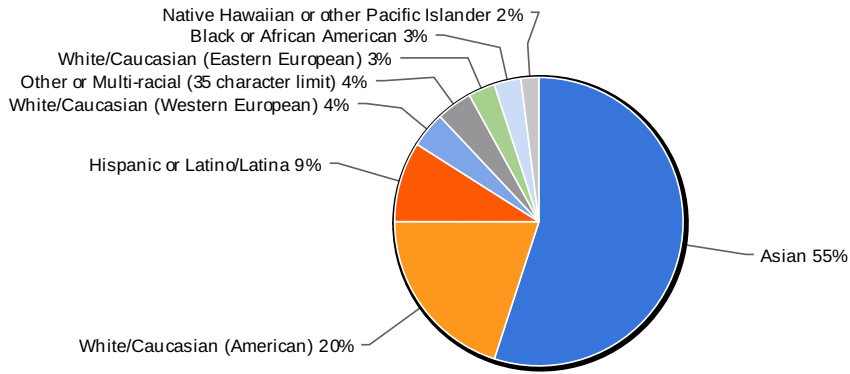


(D-4) Over your lifetime, how long have you lived or worked in Bellevue?

Value	Count	Percent %
11-19 years	24	24.0%
1-5 years	22	22.0%
6-10 years	21	21.0%
I have never lived or worked in Bellevue	16	16.0%
Less than 1 year	8	8.0%
20 years or more	7	7.0%
I prefer not to answer this question	2	2.0%

Statistics	
Total Responses	100

(D-5) What is your primary racial or ethnic heritage?

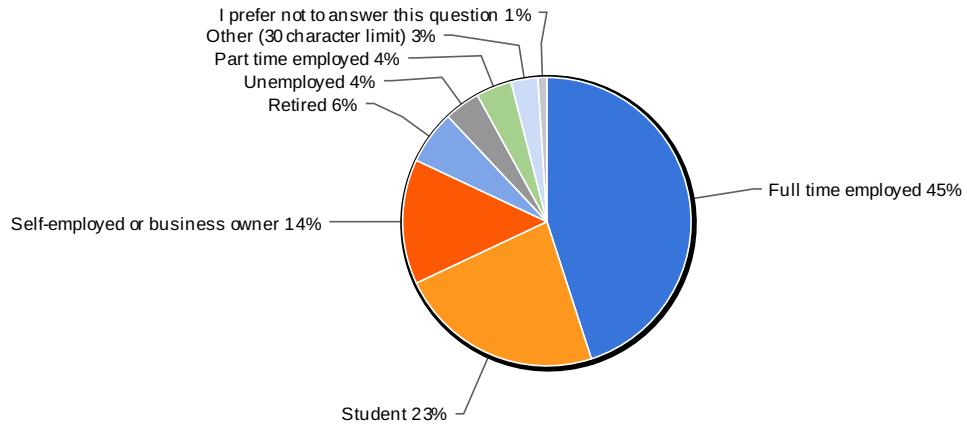


(D-5) What is your primary racial or ethnic heritage?

Value	Count	Percent %
Asian	55	55.0%
White/Caucasian (American)	20	20.0%
Hispanic or Latino/Latina	9	9.0%
White/Caucasian (Western European)	4	4.0%
Other or Multi-racial (35 character limit)	4	4.0%
White/Caucasian (Eastern European)	3	3.0%
Black or African American	3	3.0%
Native Hawaiian or other Pacific Islander	2	2.0%
I prefer not to answer this question	0	0.0%
American Indian or Alaskan Native	0	0.0%

Statistics	
Total Responses	100

(D-6) What is your primary Employment Status?

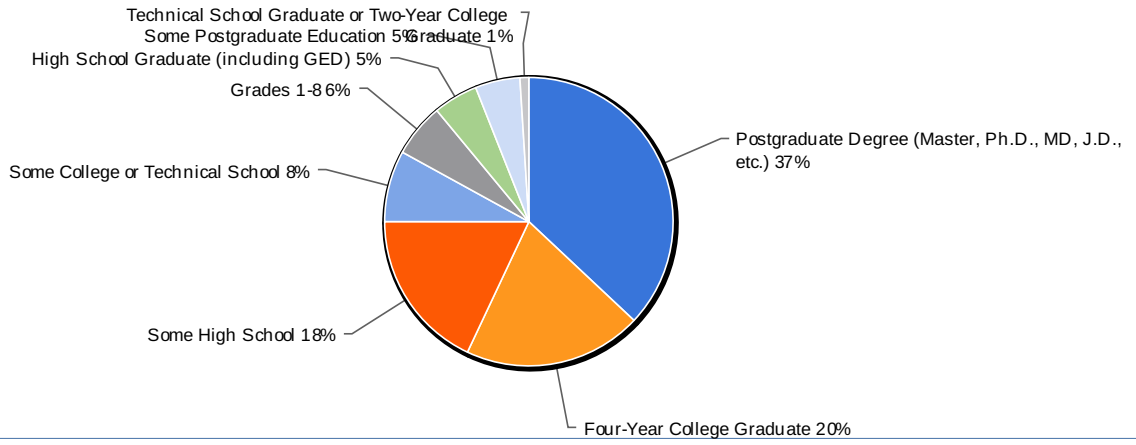


(D-6) What is your primary Employment Status?

Value	Count	Percent %
Full time employed	45	45.0%
Student	23	23.0%
Self-employed or business owner	14	14.0%
Retired	6	6.0%
Unemployed	4	4.0%
Part time employed	4	4.0%
Other (30 character limit)	3	3.0%
I prefer not to answer this question	1	1.0%

Statistics	
Total Responses	100

(D-7) Which is the highest level of education you have completed?



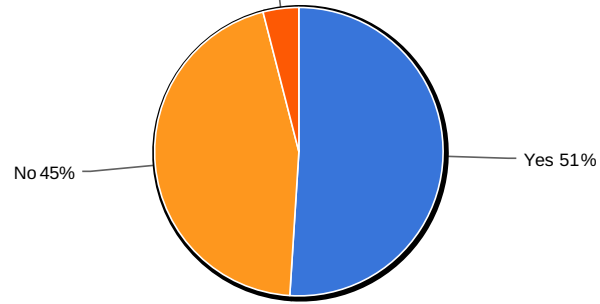
(D-7) Which is the highest level of education you have completed?

Value	Count	Percent %
Postgraduate Degree (Master, Ph.D., MD, J.D., etc.)	37	37.0%
Four-Year College Graduate	20	20.0%
Some High School	18	18.0%
Some College or Technical School	8	8.0%
Grades 1-8	6	6.0%
High School Graduate (including GED)	5	5.0%
Some Postgraduate Education	5	5.0%
Technical School Graduate or Two-Year College Graduate	1	1.0%
I prefer not to answer this question	0	0.0%

Statistics	
Total Responses	100

(D-8) Do you consider yourself to be an immigrant in the United States?

I prefer not to answer this question 4%

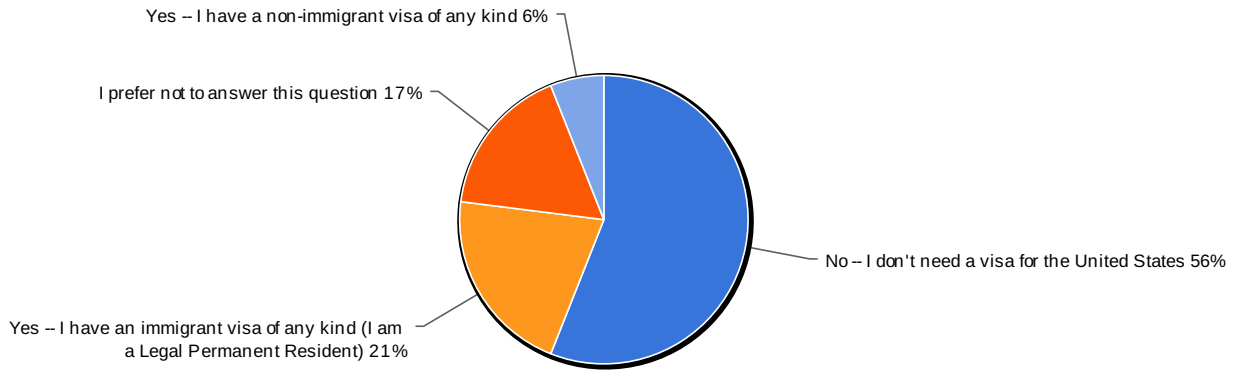


(D-8) Do you consider yourself to be an immigrant in the United States?

Value	Count	Percent %
Yes	51	51.0%
No	45	45.0%
I prefer not to answer this question	4	4.0%

Statistics	
Total Responses	100

(D-9) Do you currently possess a valid visa?

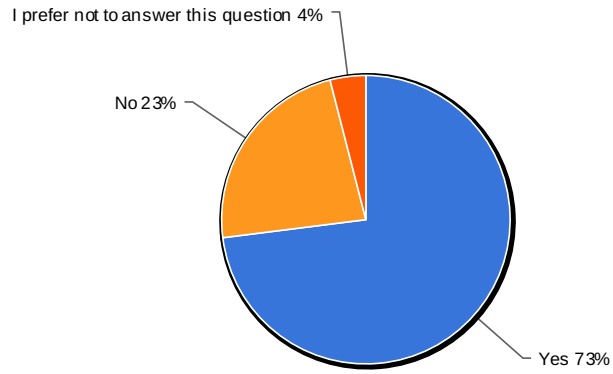


(D-9) Do you currently possess a valid visa?

Value	Count	Percent %
No -- I don't need a visa for the United States	56	56.0%
Yes -- I have an immigrant visa of any kind (I am a Legal Permanent Resident)	21	21.0%
I prefer not to answer this question	17	17.0%
Yes -- I have a non-immigrant visa of any kind	6	6.0%

Statistics	
Total Responses	100

(D-10) Are you now a U.S. Citizen?



(D-10) Are you now a U.S. Citizen?

Value	Count	Percent %
Yes	73	73.0%
No	23	23.0%
I prefer not to answer this question	4	4.0%

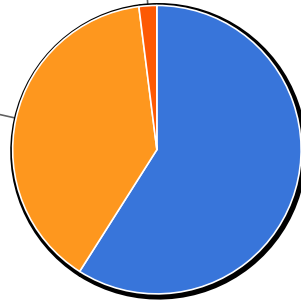
Statistics	
Total Responses	100

(D-11) Are/were your immediate parents immigrants to the United States?

I prefer not to answer this question 2%

Yes 39%

No 59%



(D-11) Are/were your immediate parents immigrants to the United States?

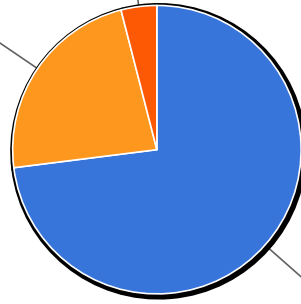
Value	Count	Percent %
No	59	59.0%
Yes	39	39.0%
I prefer not to answer this question	2	2.0%

Statistics	
Total Responses	100

(D-12) Are/were your immediate grandparents immigrants to the United States?

I prefer not to answer this question 4%

Yes 23%



No 73%

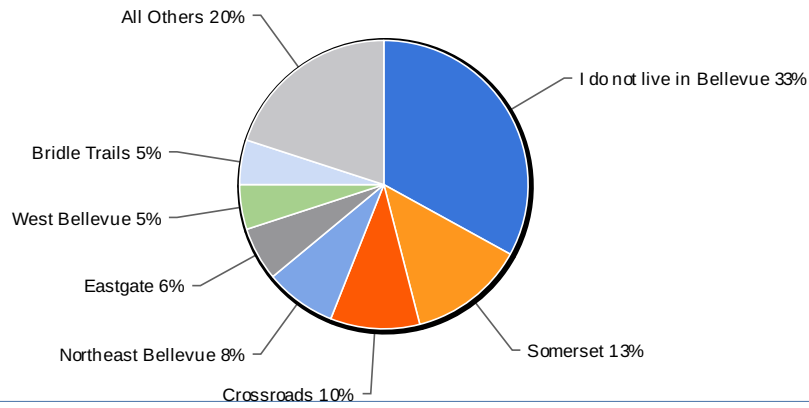
(D-12) Are/were your immediate grandparents immigrants to the United States?

Value	Count	Percent %
No	73	73.0%
Yes	23	23.0%
I prefer not to answer this question	4	4.0%

Statistics

Total Responses	100
-----------------	-----

(D-13) Which neighborhood of Bellevue do you live in?



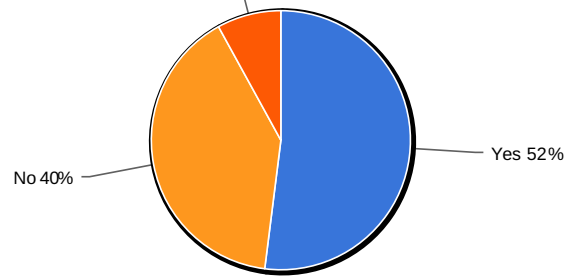
(D-13) Which neighborhood of Bellevue do you live in?

Value	Count	Percent %
I do not live in Bellevue	33	33.0%
Somerset	13	13.0%
Crossroads	10	10.0%
Northeast Bellevue	8	8.0%
Eastgate	6	6.0%
West Bellevue	5	5.0%
Bridle Trails	5	5.0%
I prefer not to answer this question	4	4.0%
Sammamish/East Lake Hills	3	3.0%
Newport	3	3.0%
West Lake Hills	2	2.0%
Wilburton	2	2.0%
Cougar Mountain	2	2.0%
Factoria	2	2.0%
Woodridge	1	1.0%
Northwest Bellevue	1	1.0%
Tamara Hills	0	0.0%
Hilltop/ Horizon View	0	0.0%

Statistics	
Total Responses	100

(D-14) Do you consider yourself to be "civically active" (e.g. participated in a public hearing, a petition, political campaign, etc.)?

I prefer not to answer this question 8%

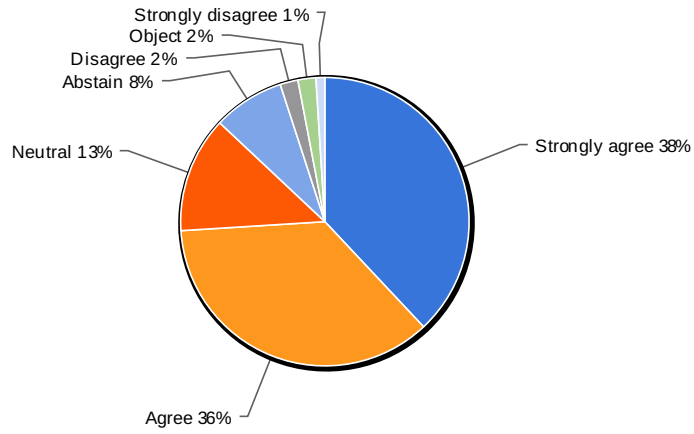


(D-14) Do you consider yourself to be "civically active" (e.g. participated in a public hearing, a petition, political campaign, etc.)?

Value	Count	Percent %
Yes	52	52.0%
No	40	40.0%
I prefer not to answer this question	8	8.0%

Statistics	
Total Responses	100

(T-1) "The United States immigration system must be reformed and simplified."

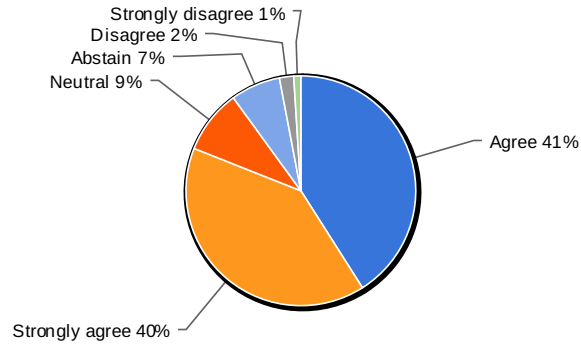


(T-1) "The United States immigration system must be reformed and simplified."

Value	Count	Percent %
Strongly agree	38	38.0%
Agree	36	36.0%
Neutral	13	13.0%
Abstain	8	8.0%
Disagree	2	2.0%
Object	2	2.0%
Strongly disagree	1	1.0%

Statistics	
Total Responses	100

(T-2) "Without effective coordination among all levels of government, creating and implementing a successful immigration policy is likely to remain an elusive goal."

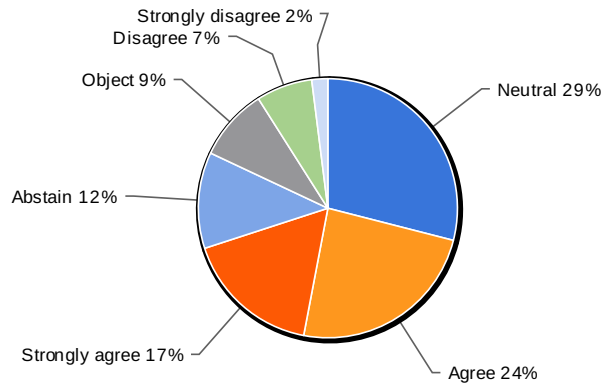


(T-2) "Without effective coordination among all levels of government, creating and implementing a successful immigration policy is likely to remain an elusive goal."

Value	Count	Percent %
Agree	41	41.0%
Strongly agree	40	40.0%
Neutral	9	9.0%
Abstain	7	7.0%
Disagree	2	2.0%
Strongly disagree	1	1.0%
Object	0	0.0%

Statistics	
Total Responses	100

(T-3) "Immigration policy should be grounded on enlightened self-interest rather than altruism."

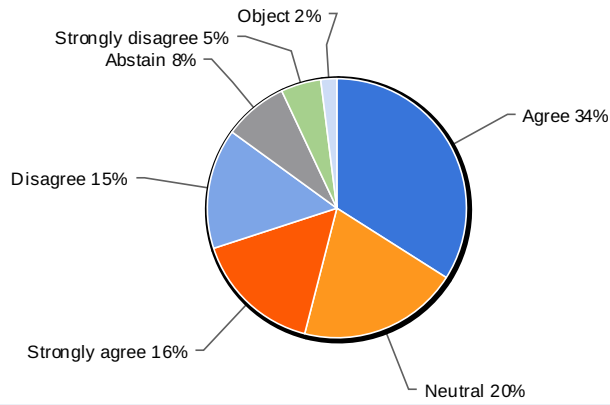


(T-3) "Immigration policy should be grounded on enlightened self-interest rather than altruism."

Value	Count	Percent %
Neutral	29	29.0%
Agree	24	24.0%
Strongly agree	17	17.0%
Abstain	12	12.0%
Object	9	9.0%
Disagree	7	7.0%
Strongly disagree	2	2.0%

Statistics	
Total Responses	100

(T-4) "Employers are central to creating an effective immigration policy for one principal reason—they control the jobs."

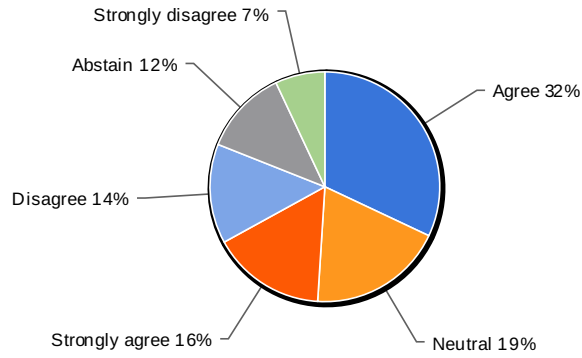


(T-4) "Employers are central to creating an effective immigration policy for one principal reason—they control the jobs."

Value	Count	Percent %
Agree	34	34.0%
Neutral	20	20.0%
Strongly agree	16	16.0%
Disagree	15	15.0%
Abstain	8	8.0%
Strongly disagree	5	5.0%
Object	2	2.0%

Statistics	
Total Responses	100

(T-5) "Without a means of positive identification, it makes very little difference what immigration policies are adopted because they can't be effectively enforced."

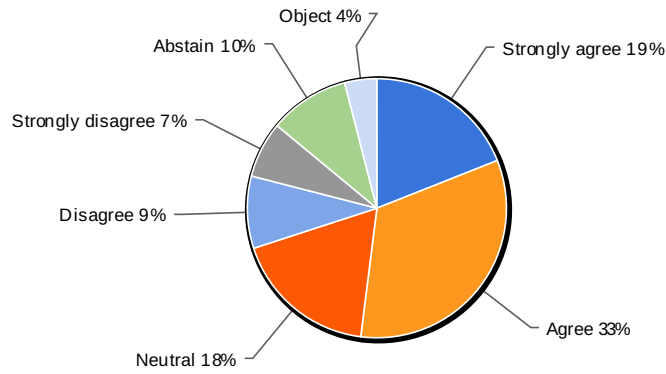


(T-5) "Without a means of positive identification, it makes very little difference what immigration policies are adopted because they can't be effectively enforced."

Value	Count	Percent %
Agree	32	32.0%
Neutral	19	19.0%
Strongly agree	16	16.0%
Disagree	14	14.0%
Abstain	12	12.0%
Strongly disagree	7	7.0%
Object	0	0.0%

Statistics	
Total Responses	100

(T-6) "A secure identification card [should be] required for employment, just as a passport is required for international travel."

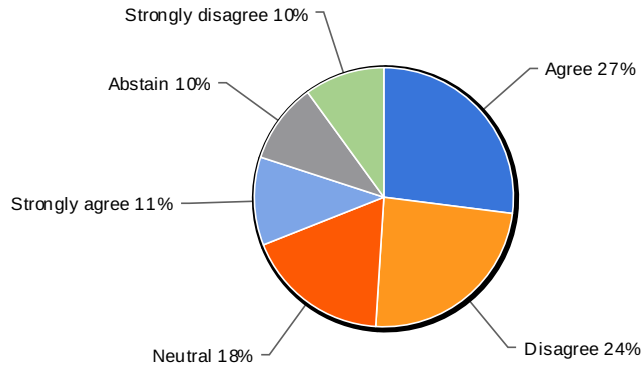


(T-6) "A secure identification card [should be] required for employment, just as a passport is required for international travel."

Value	Count	Percent %
Strongly agree	19	19.0%
Agree	33	33.0%
Neutral	18	18.0%
Disagree	9	9.0%
Strongly disagree	7	7.0%
Abstain	10	10.0%
Object	4	4.0%

Statistics	
Total Responses	100

(T-7) "The allocation of employment visas should start with employers, not with a government agency."

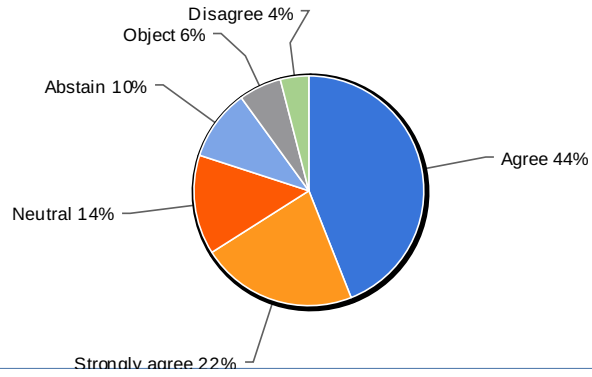


(T-7) "The allocation of employment visas should start with employers, not with a government agency."

Value	Count	Percent %
Agree	27	27.0%
Disagree	24	24.0%
Neutral	18	18.0%
Strongly agree	11	11.0%
Abstain	10	10.0%
Strongly disagree	10	10.0%
Object	0	0.0%

Statistics	
Total Responses	100

(T-8) "The U.S. needs a new immigration system that is supportive of national goals, responsive to rapidly changing economic conditions and that produces predictable outcomes."

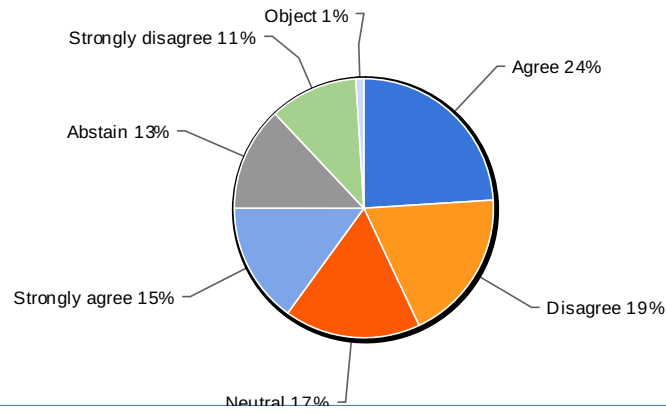


(T-8) "The U.S. needs a new immigration system that is supportive of national goals, responsive to rapidly changing economic conditions and that produces predictable outcomes."

Value	Count	Percent %
Agree	44	44.0%
Strongly agree	22	22.0%
Neutral	14	14.0%
Abstain	10	10.0%
Object	6	6.0%
Disagree	4	4.0%
Strongly disagree	0	0.0%

Statistics	
Total Responses	100

(T-9) "English proficiency is a basic force of social cohesion and [should be] a prerequisite to full participation in American society."

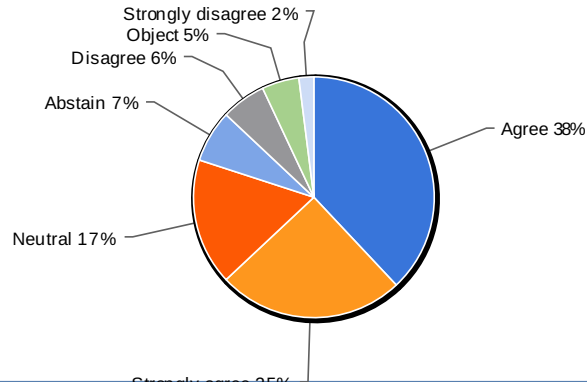


(T-9) "English proficiency is a basic force of social cohesion and [should be] a prerequisite to full participation in American society."

Value	Count	Percent %
Agree	24	24.0%
Disagree	19	19.0%
Neutral	17	17.0%
Strongly agree	15	15.0%
Abstain	13	13.0%
Strongly disagree	11	11.0%
Object	1	1.0%

Statistics	
Total Responses	100

(T-10) "The United States needs to be on an aggressive talent hunt, working hard to improve our educational and training systems to maximize talent development at home while actively recruiting the best and brightest from abroad."

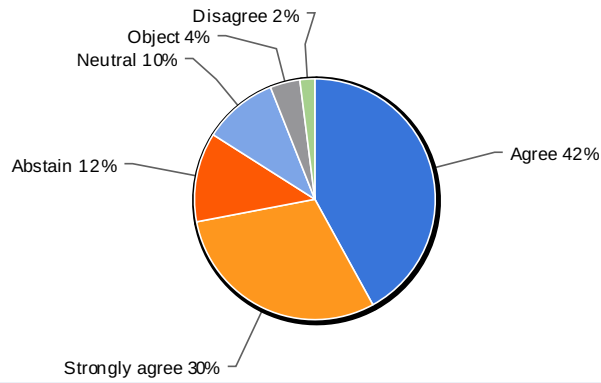


(T-10) "The United States needs to be on an aggressive talent hunt, working hard to improve our educational and training systems to maximize talent development at home while actively recruiting the best and brightest from abroad."

Value	Count	Percent %
Agree	38	38.0%
Strongly agree	25	25.0%
Neutral	17	17.0%
Abstain	7	7.0%
Disagree	6	6.0%
Object	5	5.0%
Strongly disagree	2	2.0%

Statistics	
Total Responses	100

(T-11) "... recommends that Congress reform the U.S. immigration system in a comprehensive way so that it is supportive of national goals, responsive to rapidly changing economic conditions, produces predictable results and is as simple, comprehensible and transparent as possible."

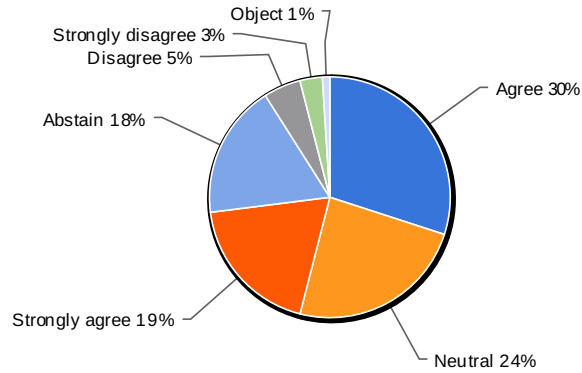


(T-11) "... recommends that Congress reform the U.S. immigration system in a comprehensive way so that it is supportive of national goals, responsive to rapidly changing economic conditions, produces predictable results and is as simple, comprehensible and transparent as possible."

Value	Count	Percent %
Agree	42	42.0%
Strongly agree	30	30.0%
Abstain	12	12.0%
Neutral	10	10.0%
Object	4	4.0%
Disagree	2	2.0%
Strongly disagree	0	0.0%

Statistics	
Total Responses	100

(T-12) "...recommends that the visa system be simplified into eight broad visa categories: visitor, student, temporary, convertible, family, provisional, representative and refugee, and that immigrant/non-immigrant distinctions be eliminated."

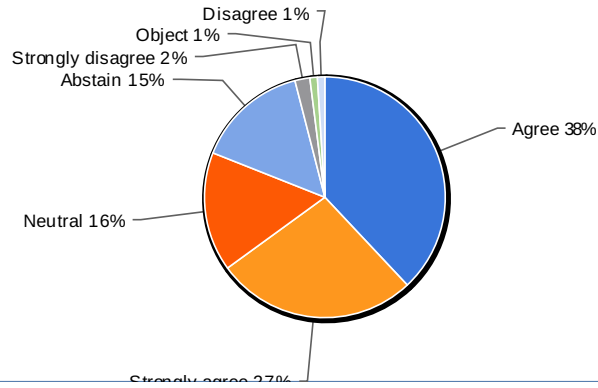


(T-12) "...recommends that the visa system be simplified into eight broad visa categories: visitor, student, temporary, convertible, family, provisional, representative and refugee, and that immigrant/non-immigrant distinctions be eliminated."

Value	Count	Percent %
Agree	30	30.0%
Neutral	24	24.0%
Strongly agree	19	19.0%
Abstain	18	18.0%
Disagree	5	5.0%
Strongly disagree	3	3.0%
Object	1	1.0%

Statistics	
Total Responses	100

(T-13) "...recommends creation of a convertible visa category for immigrants with superior education, experience, skills, and talents that would allow individuals to change employers and, if eligible, adjust to permanent resident status."

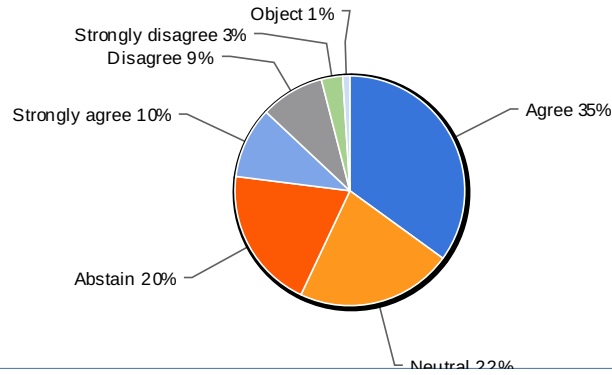


(T-13) "...recommends creation of a convertible visa category for immigrants with superior education, experience, skills, and talents that would allow individuals to change employers and, if eligible, adjust to permanent resident status."

Value	Count	Percent %
Agree	38	38.0%
Strongly agree	27	27.0%
Neutral	16	16.0%
Abstain	15	15.0%
Strongly disagree	2	2.0%
Object	1	1.0%
Disagree	1	1.0%

Statistics	
Total Responses	100

(T-14) "...recommends that family-based immigration not be subject to a numerical cap but instead be managed through the number of employment and refugee visa issued."

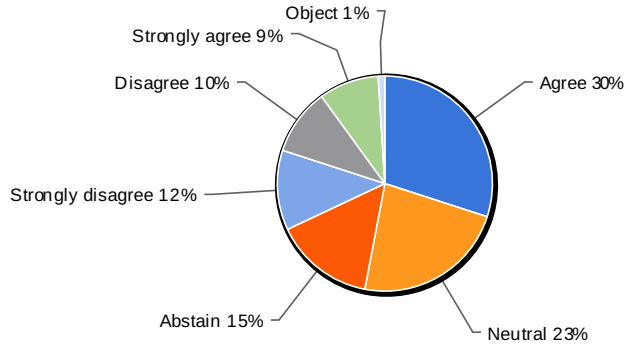


(T-14) "...recommends that family-based immigration not be subject to a numerical cap but instead be managed through the number of employment and refugee visa issued."

Value	Count	Percent %
Agree	35	35.0%
Neutral	22	22.0%
Abstain	20	20.0%
Strongly agree	10	10.0%
Disagree	9	9.0%
Strongly disagree	3	3.0%
Object	1	1.0%

Statistics	
Total Responses	100

(T-15) "...recommends that for all purposes, [the term] "family members" be defined to include only the spouse, unmarried minor children, and parents and that all temporary and permanent family visas and adjustments of status actions be limited only to the members of the immediate family as [defined] in this recommendation."



(T-15) "...recommends that for all purposes, [the term] "family members" be defined to include only the spouse, unmarried minor children, and parents and that all temporary and permanent family visas and adjustments of status actions be limited only to the members of the immediate family as [defined] in this recommendation."

Value	Count	Percent %
Agree	30	30.0%
Neutral	23	23.0%
Abstain	15	15.0%
Strongly disagree	12	12.0%
Disagree	10	10.0%
Strongly agree	9	9.0%
Object	1	1.0%

Statistics	
Total Responses	100

(T-1 through T-10) How strongly do you agree or disagree with the following STATEMENTS made in the Final Report by the 2009 Immigration Panel at the University of Denver?

	Strongly agree	Agree	Neutral	Disagree	Strongly disagree	ABSTAIN	I choose to answer from this question	OBJECT to the Responses is worded	
(T-1) "The United States immigration system must be reformed and simplified."	38.0% 38	36.0% 36	13.0% 13	2.0% 2	1.0% 1	8.0% 8	2.0% 2	100	
(T-2) "Without effective coordination among all levels of government, creating and implementing a successful immigration policy is likely to remain an elusive goal."	40.0% 40	41.0% 41	9.0% 9	2.0% 2	1.0% 1	7.0% 7	0.0% 0	100	
(T-3) "Immigration policy should be grounded on enlightened self-interest rather than altruism."	17.0% 17	24.0% 24	29.0% 29	7.0% 7	2.0% 2	12.0% 12	9.0% 9	100	
(T-4) "Employers are central to creating an effective immigration policy for one principal reason—they control the jobs."	16.0% 16	34.0% 34	20.0% 20	15.0% 15	5.0% 5	8.0% 8	2.0% 2	100	
(T-5) "Without a means of positive identification, it makes very little difference what immigration policies are adopted because they can't be effectively enforced."	16.0% 16	32.0% 32	19.0% 19	14.0% 14	7.0% 7	12.0% 12	0.0% 0	100	
(T-6) "A secure identification card [should be] required for employment, just as a passport is required for international travel."	19.0% 19	33.0% 33	18.0% 18	9.0% 9	7.0% 7	10.0% 10	4.0% 4	100	
(T-7) "The allocation of employment visas should start with employers, not with a government agency."	11.0% 11	27.0% 27	18.0% 18	24.0% 24	10.0% 10	10.0% 10	0.0% 0	100	
(T-8) "The U.S. needs a new immigration system that is supportive of national goals, responsive to rapidly changing economic conditions and that produces predictable outcomes."	22.0% 22	44.0% 44	14.0% 14	4.0% 4	0.0% 0	10.0% 10	6.0% 6	100	
(T-9) "English proficiency is a basic force of social cohesion and [should be] a prerequisite to full participation in American society."	15.0% 15	24.0% 24	17.0% 17	19.0% 19	11.0% 11	13.0% 13	1.0% 1	100	
(T-10) "The United States needs to be on an aggressive talent hunt, working hard to improve our educational and training systems to maximize talent development at home while actively recruiting the best and brightest from abroad."	25.0% 25	38.0% 38	17.0% 17	6.0% 6	2.0% 2	7.0% 7	5.0% 5	100	

(T-11 through T-15) How strongly do you agree or disagree with the following RECOMMENDATIONS made in the Final Report by the 2009 Immigration Panel at the University of Denver?

	Strongly agree	Agree	Neutral	Disagree	Strongly disagree	ABSTAIN	I choose to answer this question	OBJECT to the way this question is worded	Responses
(T-11) "... recommends that Congress reform the U.S. immigration system in a comprehensive way so that it is supportive of national goals, responsive to rapidly changing economic conditions, produces predictable results and is as simple, comprehensible and transparent as possible."	30.0% 30	42.0% 42	10.0% 10	2.0% 2	0.0% 0	12.0% 12	4.0% 4	100	
(T-12) "...recommends that the visa system be simplified into eight broad visa categories: visitor, student, temporary, convertible, family, provisional, representative and refugee, and that immigrant/non-immigrant distinctions be eliminated."	19.0% 19	30.0% 30	24.0% 24	5.0% 5	3.0% 3	18.0% 18	1.0% 1	100	
(T-13) "...recommends creation of a convertible visa category for immigrants with superior education, experience, skills, and talents that would allow individuals to change employers and, if eligible, adjust to permanent resident status."	27.0% 27	38.0% 38	16.0% 16	1.0% 1	2.0% 2	15.0% 15	1.0% 1	100	
(T-14) "...recommends that family-based immigration not be subject to a numerical cap but instead be managed through the number of employment and refugee visa issued."	10.0% 10	35.0% 35	22.0% 22	9.0% 9	3.0% 3	20.0% 20	1.0% 1	100	
(T-15) "...recommends that for all purposes, [the term] "family members" be defined to include only the spouse, unmarried minor children, and parents and that all temporary and permanent family visas and adjustments of status actions be limited only to the members of the immediate family as [defined] in this recommendation."	9.0% 9	30.0% 30	23.0% 23	10.0% 10	12.0% 12	15.0% 15	1.0% 1	100	

